

# IREDELL ISD

**HB 2804 Reporting  
2016-2017 School Year**

---



## **Community and Parental Involvement**

### **Evaluation Criteria:**

- Number of campus programs engaging parental and community members (IE. meet the teacher, open house, food drives, etc)
  - Number of opportunities to highlight student success (banquets, awards programs, etc)
  - Number of events honoring community members (veterans day, etc)
  - Emergency Operations Meetings with local EMS, Fire, Police
  - Usability and information of campus website
  - Compliance with required postings
  - Personal Graduation Plans Documented
  - Number of attendees at extracurricular events
  - Use of social media to communicate with community and parents
- 



## **Dropout Prevention**

### **Evaluation Criteria:**

- Positive behavior systems
  - Staff development geared toward Classroom management
  - Reading programs (AR)
  - Availability of school counselors
  - Special needs identification
  - Proper IEP implementation
  - RTI programs
  - Transportation support
- 



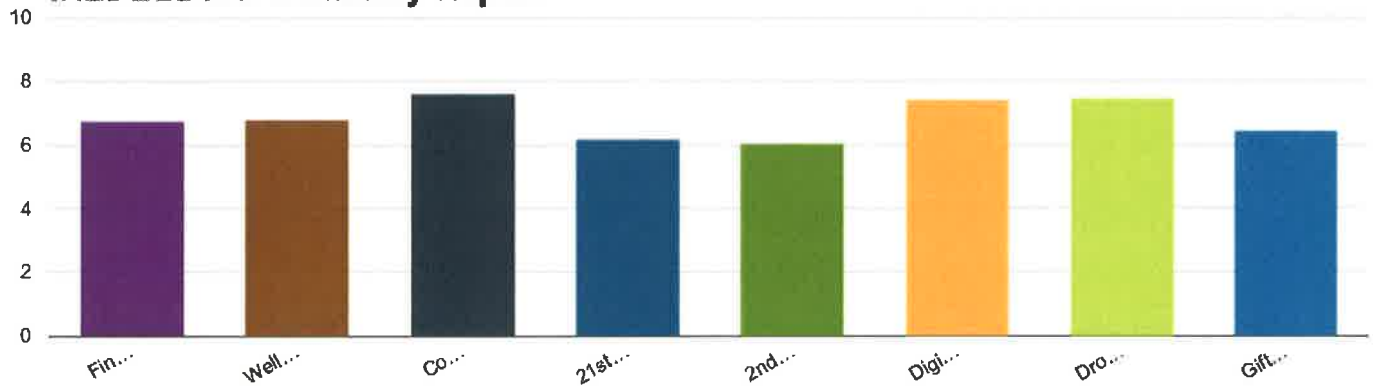
## **Digital Learning Environment**

### **Evaluation Criteria:**

- Teacher and School website information and usability
- Resources allocated to technology
- Number of 1:1 devices available to teachers and students
- Staff development in Technology









- Social media use in classrooms and schools
- Bring Your Own Device opportunities
- Policies embracing the use of technology
- School leadership embracing the use of technology

# IREDELL ISD Summary Report



**Overall Rating: Recognized**

Are we in compliance with all legislative statutory reporting and policy requirements? **YES**

	<b>Fine Arts</b>	<input type="checkbox"/> Unacceptable	<input type="checkbox"/> Acceptable	<input checked="" type="checkbox"/> Recognized	<input type="checkbox"/> Exemplary	<b>6.74</b>
	<b>Wellness &amp; Physical Education</b>	<input type="checkbox"/> Unacceptable	<input type="checkbox"/> Acceptable	<input checked="" type="checkbox"/> Recognized	<input type="checkbox"/> Exemplary	<b>6.78</b>
	<b>Community and Parental Involvement</b>	<input type="checkbox"/> Unacceptable	<input type="checkbox"/> Acceptable	<input type="checkbox"/> Recognized	<input checked="" type="checkbox"/> Exemplary	<b>7.58</b>
	<b>21st Century Workforce Development</b>	<input type="checkbox"/> Unacceptable	<input type="checkbox"/> Acceptable	<input checked="" type="checkbox"/> Recognized	<input type="checkbox"/> Exemplary	<b>6.17</b> ✓
	<b>2nd Language Acquisition</b>	<input type="checkbox"/> Unacceptable	<input type="checkbox"/> Acceptable	<input checked="" type="checkbox"/> Recognized	<input type="checkbox"/> Exemplary	<b>6.03</b>
	<b>Digital Learning Environment</b>	<input type="checkbox"/> Unacceptable	<input type="checkbox"/> Acceptable	<input type="checkbox"/> Recognized	<input checked="" type="checkbox"/> Exemplary	<b>7.42</b> ✓
	<b>Dropout Prevention</b>	<input type="checkbox"/> Unacceptable	<input type="checkbox"/> Acceptable	<input type="checkbox"/> Recognized	<input checked="" type="checkbox"/> Exemplary	<b>7.47</b> ✓
	<b>Gifted and Talented Programs</b>	<input type="checkbox"/> Unacceptable	<input type="checkbox"/> Acceptable	<input checked="" type="checkbox"/> Recognized	<input type="checkbox"/> Exemplary	<b>6.41</b>

## Fine Arts

Number of students participating in UIL events

Number of Fine Arts Course Offerings

Students participation at local, state, and national events

Students art exhibits displayed on or off campus

Opportunity for field trips in fine arts arena

Participation from community at school sponsored events

Support from community at local, state, and national events

Music

One Act Play (hosting and/or competing)

Theater- Plays and Musicals

Art

Dinner Theater

Drama Course Offerings

Dance

Choir

Orchestra

Band-Marching Success

Band- Orchestra/Concert

Private music tutoring opportunities

Advanced Music Courses

Dual Credit Music courses

Dual Credit Art Courses

Distance Learning Opportunities

Partnerships with local agencies/colleges

Academic UIL opportunities

## Wellness & Physical Education

Number of students participating in UIL events

Number of Health and P.E. Course Offerings

SHAC Involvement

Cafeteria Offerings and Quality

Students participation at local, state, and national events

Participation from community at school sponsored events

Support from community at local, state, and national events

Student participation in school breakfast/lunch program

Students access to recess opportunities

Number of forced Admin withdrawals due to non-compliance with immunization requirements.

Programs and facilities available to employees

Compliance with nutrition requirements

Compliance with the Department of Agriculture audit reports

Availability of school nurses

Participation at voluntary health and wellness programs

Health screenings on campus

Availability of school counselors

Anti-Bullying Programs and lessons

Blood drives

Vaccination clinics

SHAC requirements

Summer Feeding Program

Fitnessgramm

Drug Abuse Programs (DARE, etc)

Child Abuse Awareness and training

Concussion oversight team

Pregnancy Related Services

Tip Hot line for Bullying and Suicide Prevention

Blood born pathogens training

Add Question

Community and Parental Involvement

21st Century Workforce Development

2nd Language Acquisition

Digital Learning Environment

Dropout Prevention

Gifted & Talented Programs

Save Programs

© 2014 - 2017 - Case Solved, LLC - All Rights Reserved.  
Privacy Policy (/privacy) • Refund Policy (/refunds)

## Community and Parental Involvement

Number of campuses with active PTO/PTA

---

Accessibility to resources by PTO/PTA

---

Number of campus programs engaging parental and community members (IE. meet the teacher, open house, food drives, etc)

---

Number of opportunities to highlight student success (banquets, awards programs, etc)

---

Number of events honoring community members (veterans day, etc)

---

Number of parental and community mentors or mentor programs

---

Emergency Operations Meetings with local EMS, Fire, Police

---

Usability and information of campus website

---

Compliance with required postings

---

Adult ed programs

---

Number of active booster clubs and parents

---

Number of community service projects

---

Student council community outreach programs

---

Personal Graduation Plans Documented

---

Freshman orientation

---

Number of attendees at extracurricular events

---

Incentives for Senior Citizens

---

Education Foundation

---

Multi language material

---

Use of social media to communicate with community and parents

## Gifted & Talented Programs

AP/Dual credit courses offered

---

Field Trip Opportunities to Museums

---

Science fair opportunities

---

Physics competitions

---

Number of Hours dedicated to teacher staff development in GT

---

T.E.A. rating for GT

---

Student leadership opportunities

---

Flexible Scheduling to reflect GT courses

---

Parental support programs for GT students

---

number of surveys used for GT parental feedback

---

showcase of work for GT students

---



## Dropout Prevention

Positive behavior systems

Staff development geared toward Classroom management

Character education courses

Reading programs (AR)

Parent volunteers/mentors for At-Risk students

Anti-Bullying programs

Availability of school counselors

Special needs identification

Proper IEP implementation

Number of student clubs offered

RTI programs

School climate/culture surveys

Early Childhood education and remediation programs

Flexible scheduling

Availability of on line courses

Transportation support

## Digital Learning Environment

Teacher and School website information and usability

---

Resources allocated to technology

---

Number of 1:1 devices available to teachers and students

---

After school technical education programs for parents

---

Staff development in Technology

---

Number of E-Books offered

---

Number of flipped classrooms

---

Number of students completing on line courses

---

Social media use in classrooms and schools

---

Tech CATE course offerings

---

Number of student lead tech projects (video news, morning announcements, etc)

---

Bring Your Own Device opportunities

---

Policies embracing the use of technology

---

School leadership embracing the use of technology

---

Advanced Technology Courses

---

## 2nd Language Acquisition

Participants in ELL/ESL programs

---

Number of dual language courses offered

Percent of staff trained in ELL/ESL

LPAC documentation

Number of students completing 2 or more credits of LOTE

---

Programs offered to ELL/ESL students

---

Multi language material available to parents

---

Elementary and middle school second language programs

---

## 21st Century Workforce Development

Number of students completing cohort sequence of CTE courses

Number of students completing programs that lead to certifications or licenses

Number of students completing college credit courses

Percent of students admitted to post HS training programs, colleges, etc

Number of students successfully entering the workforce

College and career fairs

College and career days

College scholarship recipients

Credit recovery programs

Work Programs

Partnerships with Community Colleges

Partnerships with Local Businesses

Number of CTE courses

Number of first generation college students

Number of apprenticeship programs

Flexible scheduling for college students and working students